



From children to adults  
(6~99 age)  
Board game to **train the Brain.**

**Communication** ✕ **Ability to think**

- ◆ Reversi ✕ Scissors Shogi ✕ Fifth grin
- ◆ Let's get excited with family and friend!
- ◆ Playable with two or four players!
- ◆ Can enjoy it for individual warfare and team warfare!



age  
6 over

Time  
10min

Players  
2 or 4



<http://www.pon-p.com>

Patent pending



### Outline of the Game

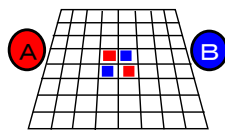
P.1

- PON-P is Reversi & Scissors Shogi & Bingo game
- It is a game that arranges my pieces in a line.
- You will pinch and prevent it because the opponent's pieces do not line up.

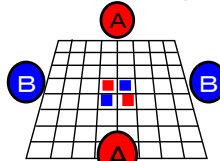
### Game Preparation

#### ① Decide the number of

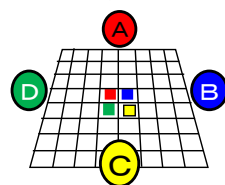
- ◆ Play with **two** people



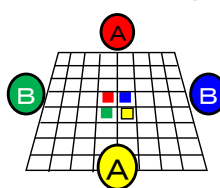
- ◆ Play with **four** people  
Two colors / Team game



- ◆ Play with **four** people  
Four colors / Individual match



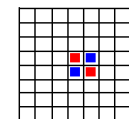
- ◆ Play with **four** people  
Four colors / Team game



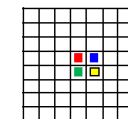
### ② Position of the first piece

P.2

- ◆ Two colors

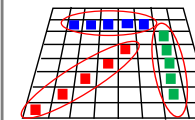


- ◆ Four colors



The left head is red and yellow, blue and green are teams.

### ③ Decide rules of victory



The rules of victory can be changed.

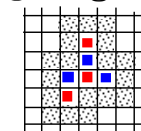
- ◆ **Basic** : Win 5 rows of the same color.
- ◆ **Easy** : Win 4 rows of the same color. Game time is short. For small children.
- ◆ **Difficult** : Win 6 rows of the same color. Game time is long. For experts.

Example of 5 rows  
Vertical and horizontal and diagonal

### How to play

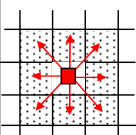
- Put pieces in order. If you put your pieces in line number determined in ③.
- (Shout it with 「PON-P!」 when it is complete.)
- Take opponent's pieces with your piece.

### ① Range to put hand held pieces



...Range to put hand held piece  
When placing handheld pieces on the board You can put around the pieces on the board.

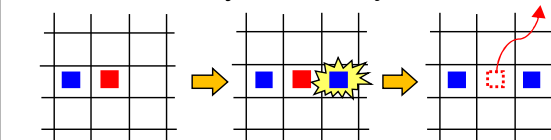
### ② You can move pieces on the board. P.3



...Range to move pieces on the board.  
Frames on the board can be moved diagonally vertically and horizontally.

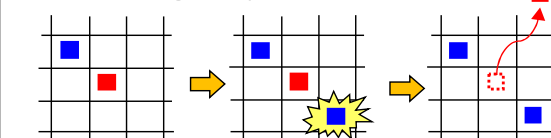
### ③ How to take partner's pieces.

- ◆ Take it vertically (horizontally) and take it.



Squeeze red with blue Put blue Take the red. Return it to the opponet.

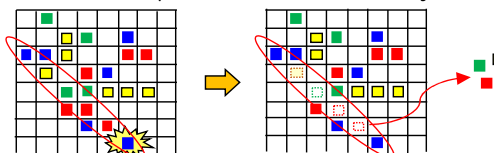
- ◆ Take it diagonally and take it.



Squeeze red with blue Put blue Take the red. Return it to the opponet.

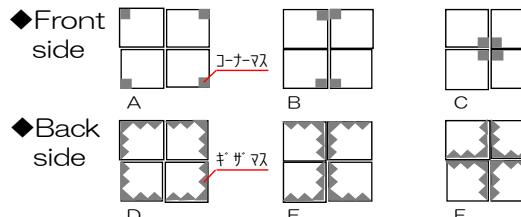
### ③ How to take partner's pieces. P.4

- ◆ Take lots of pieces simultaneously.



Put blue Take everything in between and return it to each opponet.

### ④ You can change the combination of board.



### ⑤ Application rule

- Rules that do not use colored squares.
- Team competition : Single, Doubles.

### ! Caution Please read carefully to the guardian

- There is danger of a drinking by mistake and suffocation, so please never give it to the child of the target age sheep rise.
- It sometimes leads to unexpected accident and injury, so of the eye by which it's the guardian whether it's given about the child's side when the small child is using this product, be going to reach and please amuse.
- After playing, please don't leave in the floor and keep in the place less than 6-year-old child doesn't reach.
- It's thrown, it's bumped, please don't do rough play.
- When I get wet with water, the color sometimes fades. Please be careful.
- When being damaged and transformed, please don't use because it's safe.
- ※ The specification of the goods is sometimes changed to purpose of improvement without notice.
- ※ For a handicraft, it's sometimes different in the color of the picture and the goods and the shape of the package a little. Please accept it.

### Contents

4 boards/64 wooden pieces 外装: 折り紙 台紙: 紙

How to play/Purse bag

Selling agency: PLUS C Email: info@pon-p.com